

Thank you for using our Joyetech Electronic Cigarette!

All the pictures in this manual are real. Please read the instructions in detail before use to ensure you master the correct use of an electronic cigarette. Note: We do not recommend using Joyetech electronic cigarettes and spare parts with Non Joyetech products. Use of Non Joyetech products may result in decreased effectiveness and shortened lifespan, and will void the Joyetech Warranty.

For all after-sale support, please consult your local Joyetech agent.

Preface

The Electronic cigarette is a new type of personal technology. It is not like the mobile phone or computer which is a culmination of technologies with a defined and easily measured purpose, nor is it like an air conditioner or refrigerator whose advantages or disadvantages can be determined by the successful cooling of a particular area. The quality and usefulness of our product is affected by each user's particular habits and idiosyncrasies and judged on a very individual level in the personal response of our mouth, throat, and body. Our testing includes our utilizing our product each day and experiencing its ability to satisfy. We are constantly making improvements, some bold and some more subtle, and we test for the delicate results each change brings. We strive to achieve a level that would be the same as the quenching of a great thirst with pure water. In addition to this standard, it is our goal to make our product simple and easy to use, so that it is as convenient as smoking a traditional cigarette. It is our hope that our efforts serve to do nothing less than enrich your life.

Joyetech President and CEO: *Frank Chou*

Catalog

Product Introduction	3
Optional Accessories	7
Quick Start	11
Battery	12
Atomizer	14
PCC	16
Liquid	18
Refilling Liquid	20

1. Product Introduction

The Joyetech electronic cigarette is a new concept and alternative to traditional cigarettes. Basically, the output of the battery, controlled by intelligent integrated circuits, applies power to heating components, which, in turn, heat the liquid to produce an atomization effect. The battery and components can be repeatedly used. The main components of the liquid used by Joyetech are food grade flavoring and fragrance.

1.1 standard configuration:
 2 x Joye 510/510-T Atomizers
 1 x Joye 510/510-T standard Batteries
 1 x Joye 510/510-T XL Batteries
 5 x Cartridges
 1 x USB Wall Adaptor
 1 x USB Cable Charger



1.2 Kits Standard Accessories




Joye 510/510-T Battery

Capacity of Standard Automatic battery: 220mAh
 Capacity of XL Automatic battery: 340mAh
 Constant voltage output: 3.3V
 Charging time: 2hr minimum




Joye 510/510-T Atomizers

Atomizer in tank system, cone shape, no cotton in the tank /cartridge (510: the cartridges are Joye 510 A type with cotton)



USB Wall Adaptor

Input: 100-240V 50/60Hz, 100mA
 Output: 5V, 500mA



Joye 510/510-T USB Cable Charger

Input: 5V, 500mA
 Output: 4.2V, 150mA

2. Optional Accessories



Joye 510/510-T Cartridge

510-T A type tank / cartridge can hold 0.55ml liquid (510 A type tank / cartridge can hold 0.58ml) .



Besides the standard configuration, Joyetech offers optional accessories that will provide enhanced functionality of your electronic cigarette. Unlike the components that come with the standard configuration, optional accessories are not required for proper function. As there is a wide range of options, please read the instructions or contact your supplier to prevent incompatibility situations.

The following are some accessories outside of the standard configuration. Customers can consult and purchase from your local Joyetech agent.



2.1 Joye 510/510-T Battery

Joye 510/510-T manual battery Capacity: 150mAh, Charging time: 1.5H
 Joye 510/510-T XL manual battery Capacity: 280mAh, Charging time: 2H
 Constant voltage output: 3.3V




2.2 Joye 510/510-T Atomizers

Use with B type cartridge(the difference between A and B type atomizer is just the outer appearance)

2.3 Joye 510/510-T PCC

For convenient carrying and charging of product while you are out. You can carry 1 atomizer, 2pcs 510-T B cartridges, 1pcs 510 battery. Customers can carry accessories according to their needs, and the PCC can charge the battery.

The parameters to charge 510 battery: 4.2V, 100 mA
 The parameters to charge PCC: 5V, 400mA




2.4 Joye e-Liquid

In conjunction with a working atomizer the liquid gets heated to vapor. There are different flavors for your choice.




3 Quick Start

- How to assemble battery and atomizer: Thread the battery and atomizer together to assemble. Please refer to picture.
- Assemble the tank/cartridge: Please refer to picture. Push the tank/cartridge straight onto the atomizer, when it is 3mm from the bottom of the atomizer, push harder, when you feel the tank/cartridge is punctured, then spin 30° to 60°, as this insures the tank/cartridge is in the correct place.
- Use: Inhale the tank/cartridge while pressing the button on the battery. Do not release the button until your mouth leaves the cartridge.



4. Battery


4.1 Basic performance of lithium battery: To extend the battery life, please do not subject it to hot or humid environments. Do not throw or squeeze the battery and avoid contact with sharp objects.



4.2 Special features of Joye 510-T battery: The Joye 510-T battery is a rechargeable, energy saving battery. It has a constant output of 3.3V and has safety protection. It usually takes 2-4 hours to fully charge (the charging time differs according to the battery). The 510-T battery has protection to prevent overcharging and when the battery is fully charged, charging will stop automatically.

4.3 Power off: If the LED starts flashing while you are using the electronic cigarette, it indicates that the battery needs to be charged.

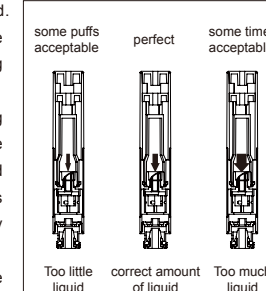
4.4 Charging the Joye 510T 220mAh, 340mAh battery: To charge the battery, screw the threaded side of the battery to the usb charger and then connect the usb port to the wall adaptor or the computer. The LED light on the button will flash 5 times, then go out, and the LED on the usb charger will turn red, indicating the battery is charging. When the LED light on the charger turns green, it means the charge is complete.



5. Atomizer

5.1 The Atomizer uses heat to atomize the liquid. The normal working temperature is 200°C. The liquid in the tank / cartridges reaches the heating device with assistance from inhale pressure. The heat generated by energizing the heating coil turns that liquid to vapor. If there is more liquid flowing into the atomizer than can be heated to vapor, it will lead to slight leakage, if there is not enough liquid in the atomizer, then a slightly burnt taste will result.

These are normal conditions, because people have different smoking habits.



5.2 After using the atomizer for a period of time, there will be accumulation on the internal components due to carbonization and impurities. At this point the average vapor will lessen or you will need to inhale harder. Customers can put the atomizer into an ultrasonic cleaner for a few minutes, and put the atomizer aside to dry for a few hours. Do not restart use until the atomizer is fully dry. This cleaning method is used to get rid of the internal impurities in the atomizer and improve the efficiency.

6. PCC


6.1 There is a chargeable 1300mAh lithium battery in our Joye 510-65 PCC. The external charging interface is a standard Mini USB port, which is very common. The PCC can hold 1 atomizer, 2pcs 510 cartridges, 1pcs 510-65 battery. There are 3 LED indicator lights by the USB port.

6.2 Charging the Joye 510-65 PCC (Joye 510-90 PCC) : When the PCC is charged with an external adapter (output is a USB interface) or usb interface in the computer, the input voltage is 5V. The LED light is red when it is charging and will turn green when the charge is finished. Disconnect from the external adapter or computer and the light will go out. You can charge the PPC and 510 battery at the same time. It takes about 4 hours to fully charge the Joye 510-65 PCC. In theory, a fully charged PCC can charge 5 220mAh batteries before the PCC requires a recharge.

6.3 Indication of low power: When the voltage of the internal battery is less than 3.3V, the

indicator light will be red, indicating the PCC needs to be charged. At this time, the PCC will stop charging the battery automatically.

6.4 Charging the 510 battery with the Joye 510-65 PCC: To charge a battery, screw the battery to the charging port. The battery will flash rapidly 5 times and then go out(except the 510-T battery). Close the PPC and as shown in the picture, the first LED light will be red which means charging has begun. It usually takes about 2.5 hours to charge the 510 (180mAh) battery.



7. Liquid

7.1 Joyetech's liquid nicotine bottles have a child-resistant screw-press cap. Please refer to the picture to open the cap.

7.2 LIQUID WARNING

- Nicotine can be toxic by inhalation, in contact with skin, and if ingested.
- Nicotine is classified as Harmful: Danger of serious damage to health with prolonged exposure, if ingested.
- Nicotine is irritating to eyes and skin.
- Nicotine may cause sensitisation by prolonged skin contact.
- Nicotine may cause harm to the unborn child.
- Nicotine vapours may induce drowsiness or dizziness.




- Nicotine is classified as Very Toxic to aquatic organisms, and may cause long-term adverse effects to the aquatic environment.
- In case of an accident, or if you feel unwell, seek medical advice (show the label where possible).
- This material and its container must be disposed of in a safe manner and in accordance with local waste disposal regulations.
- Use appropriate containment measures to avoid possible environmental contamination to avoid risks to man and the environment, comply with the instructions for use.
- Keep your electronic cigarette locked away when not in use.
- If any contents are swallowed, seek immediate medical advice and show this leaflet.
- Nicotine in its pure form is a poison and can cause serious harm.
- All nicotine-containing fluids must be kept in a safe place and away from children at all times.


8. Refilling Liquid

We have empty tank/cartridges for Joye 510-T A or B, and they are transparent. This allows you to see the liquid when you fill. There are 2 ways to fill with liquid (refer to the picture), please ensure you use Joyetech-brand liquid.

1. Open the bottom cap and fill the liquid as the picture shows. Please do not fill the cartridge full, and it is better to leave 1-2mm space.



2. Fill the liquid through the small hole on the bottom cap, refer to the picture. Please ensure the tip is completely in the tank. Squeeze the bottle to let liquid flow into the tank/cartridge, and leave 1-2mm empty space.



When use of your electronic cigarette produces a continuous burning taste, this indicates that you need to add liquid. Empty tanks/cartridges are disposable. Please replace the cartridge frequently to ensure proper function.

9. Quality warranty

The warranty of Joye 510-T is 3 months from receipt of our product. Please consult your Joyetech agent for the applicable warranty terms. Joyetech is not responsible for any defects caused by mishandling or use or operation that deviates from the instructions set forth in this User Manual.

LIMITED MANUFACTURER'S WARRANTY

This Joyetech product may be covered by Joyetech's limited manufacturer's warranty. Subject to certain terms and conditions, Joyetech warrants its products against defects in materials and workmanship under normal use for a period of six (6) months from the date of delivery of the products to the authorized Joyetech distributor.

Distributors and resellers are not authorized to make any modifications, extensions, or additions to Joyetech's limited manufacturer's warranty, except as are undertaken at the distributor or reseller's sole expense and liability. If you believe that your Joyetech product is defective, you must contact your authorized Joyetech distributor or reseller to determine whether the product is covered by Joyetech's limited manufacturer's warranty and to obtain warranty service. If the product is covered by the warranty, Joyetech will either: (1) repair the defective product at no charge, using new parts or refurbished parts that are equivalent to new in performance and reliability; or (2) exchange the product with a product that is new or refurbished that is equivalent to new in performance and reliability.

Joyetech is not responsible for any other or additional warranties that may be offered to you by your authorized Joyetech distributor or reseller of Joyetech-brand products.

ATTENTION: THE GUARANTEE PERIOD IS SUBJECT TO THE CRITERION ABOVE.

and is functionally equivalent to the original product. A replacement product or part assumes the remaining warranty of the original product.

For your information, Joyetech's limited product warranty does not apply to: (i) consumable parts and products, including, but not limited to, cartridges, atomizers, and liquid nicotine solutions; (ii) cosmetic damage, including, but not limited to, scratches, dents, and broken plastic; (iii) damage caused by use with non-Joyetech products; (iv) damage caused by accident, abuse, misuse, contact or immersion in liquids, fire, or other external cause; (v) damage caused by operating the product outside the permitted or intended use described by Joyetech or from failure to follow Joyetech's instructions for use; (vi) damage caused by service performed by any party other than Joyetech; (vii) a product or part that has been modified; and (viii) defects caused by normal wear and tear or otherwise due to the normal aging of the product.

THE LIMITED MANUFACTURER'S WARRANTY AND THE REMEDIES SET FORTH ABOVE ARE EXCLUSIVE AND IN LIEU OF ALL OTHER WARRANTIES, REMEDIES, AND CONDI-

ITIONS, WHETHER ORAL, WRITTEN, STATUTORY, EXPRESS, OR IMPLIED. JOYETECH MAKES NO ADDITIONAL WARRANTIES, INCLUDING IMPLIED WARRANTIES OF MERCHANTABILITY OR FITNESS FOR A PARTICULAR PURPOSE, WHICH ARE HEREBY EXPRESSLY DISCLAIMED. EXCEPT AS PROVIDED IN THIS LIMITED WARRANTY, JOYETECH IS NOT RESPONSIBLE FOR DIRECT, SPECIAL, INCIDENTAL, OR CONSEQUENTIAL DAMAGES RESULTING FROM ANY BREACH OF WARRANTY OR CONDITION, OR UNDER ANY OTHER LEGAL THEORY, OR ANY INDIRECT OR CONSEQUENTIAL LOSS OR DAMAGE HOWSOEVER CAUSED. If any term of Joyetech's limited manufacturer's warranty is held to be illegal or unenforceable, the legality or enforceability of the remaining terms shall not be affected or impaired.

24